
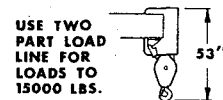
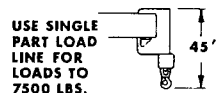
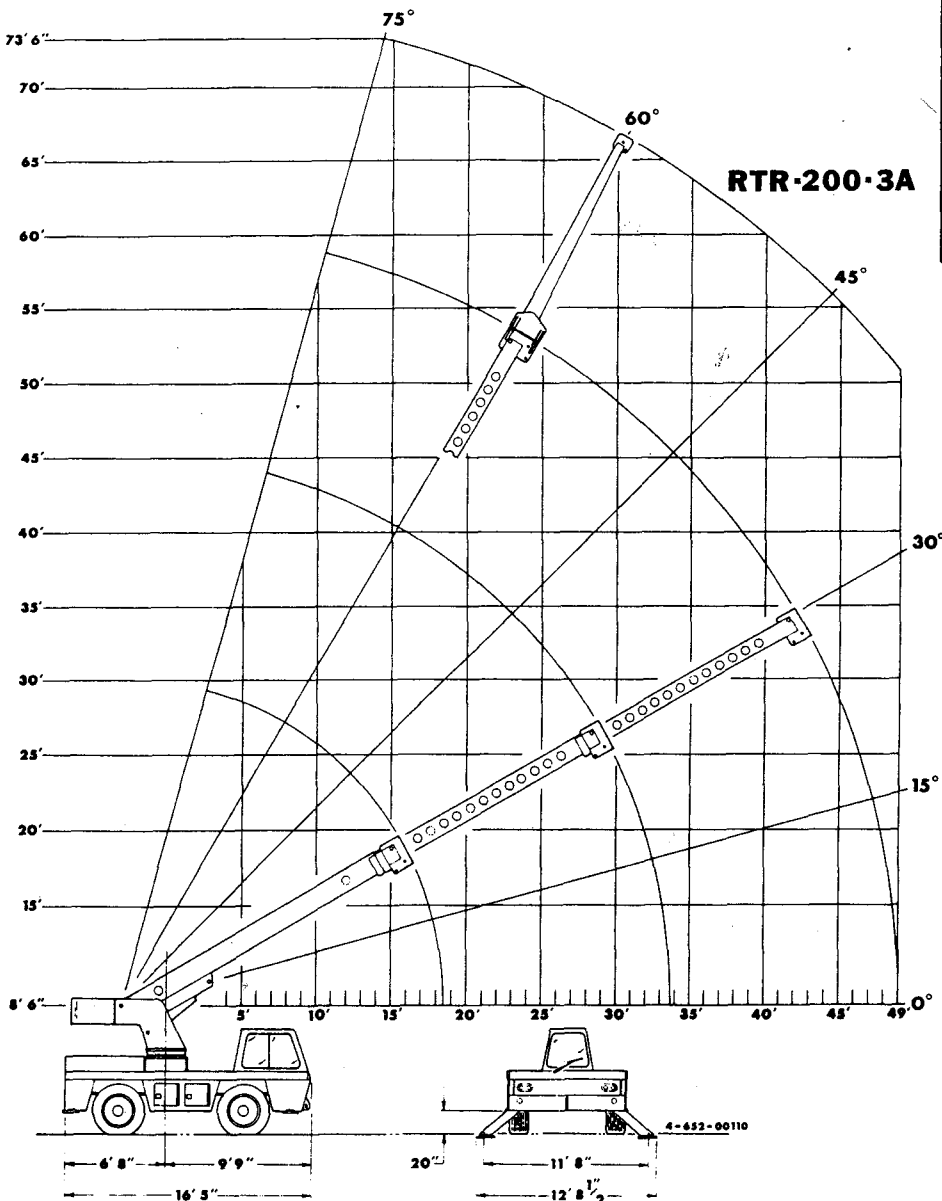


ALL CAPACITIES FOR 360° ROTATION

CRANE CAPACITY CHART



LOAD RADIUS FEET	BOOMS RETRACTED		BOOMS EXTENDED ON OUTRIGGERS	15' BOOM EXTENSION INSTALLED	
	ON RUBBER	ON OUTRIGGERS		BOOMS RETRACTED ON RUBBER	BOOMS EXTENDED ON OUTRIGGERS
6	15000	30000	26000	7500	7500
8	13500	24000	21950	7500	7500
10	12500	18500	18000	7500	7500
12	10000	16500	15000	7500	7500
15	6970	13000	12150	6400	6400
18	5250	8300	8330	5350	5350
21			7600	4550	4650
24			6000	3750	4175
28			4800	2900	3600
32			4000	2300	3175
36			3400	2000	3000
40			2850		3000
44			2400		2725
49			2000		2100
54					1700
59					1400
64					1120



CARRY CAPACITY SPEED LIMIT 3 MPH

DECK CAPACITY 10000 LBS. PER SIDE (CENTERED BETWEEN AXLES)

PERSONNEL BUCKET CAPACITY, OUTRIGGERS EXTENDED, 300 LBS. PER SIDE 600 LBS. TOTAL. THE BOOMS ON THIS UNIT ARE ALL STEEL AND HAVE NO LINE VOLTAGE RATING. MAXIMUM HYDRAULIC PRESSURE 2600 PSI.

WHEN BOOM EXTENSION IS STOWED ON BASE BOOM: DEDUCT 130 LBS. FROM ALL "ON OUTRIGGERS" CAPACITIES. DEDUCT 180 LBS. FROM ALL "ON RUBBER" CAPACITIES.

ALL CAPACITIES APPLY TO OPERATION ON FIRM LEVEL SURFACES.

OPERATION:

1. READ AND UNDERSTAND OWNERS MANUAL BEFORE OPERATING THIS CRANE.
2. CHECK LEVEL OF HYDRAULIC OIL DAILY.
3. CHECK UNIT FOR VISIBLE DEFECTS AND LOOSE PARTS.
4. START ENGINE.
5. SET VEHICLE PARK BRAKE SECURELY.
6. EXTEND OUTRIGGERS TO SOLID FOOTING.
7. OPERATE ALL HYDRAULIC CONTROLS SLOWLY AND DELIBERATELY FOR SMOOTH MOTION.

THE LOAD HOIST LINE ON THIS UNIT MUST BE 1/2" DIA. 6 X 25-XIP-IWRC WIRE ROPE (OR EQUIVALENT) WITH A MINIMUM BREAKING STRENGTH OF 26,600 LBS. WITH ROPE IN GOOD CONDITION.

MODEL NO. [REDACTED]

SERIAL NO. [REDACTED]

BRODERSON MANUFACTURING CORP. LENEXA, KS

4-654 00096